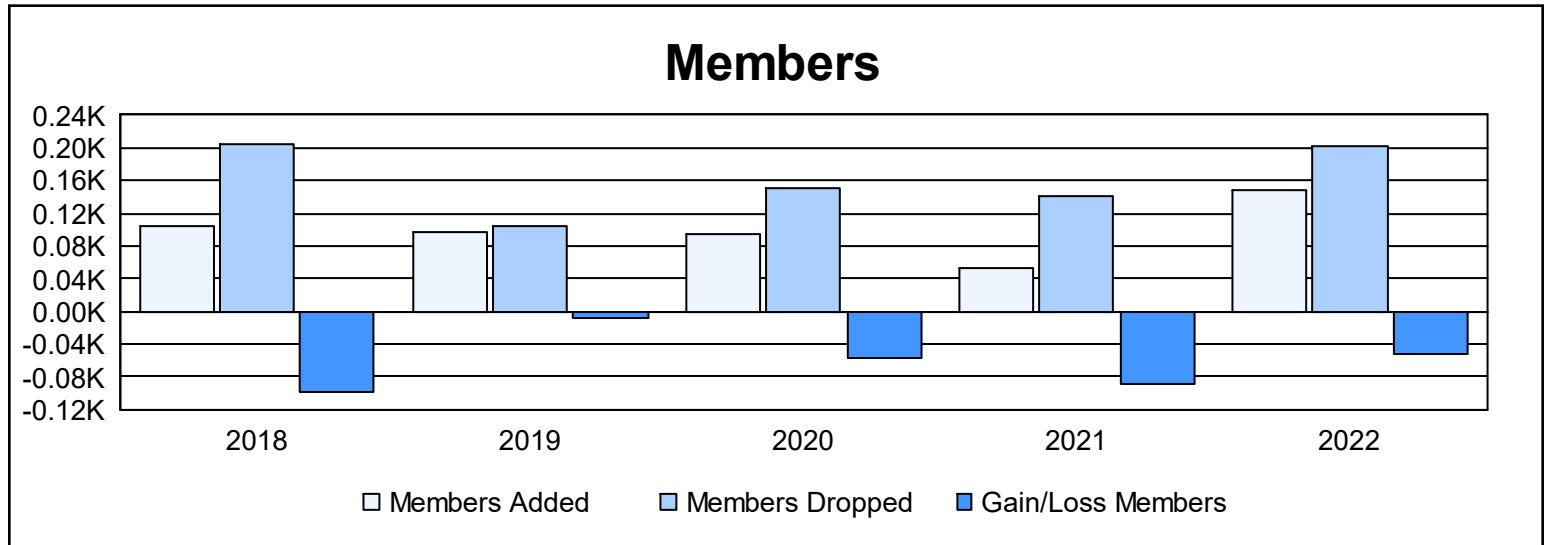
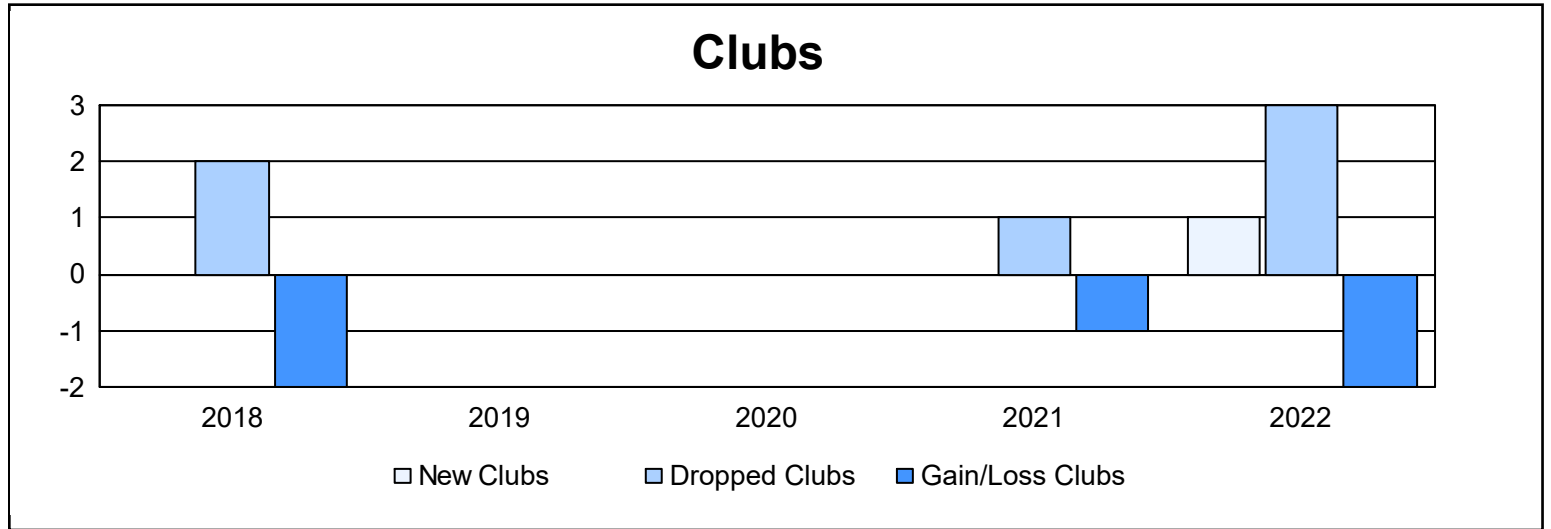
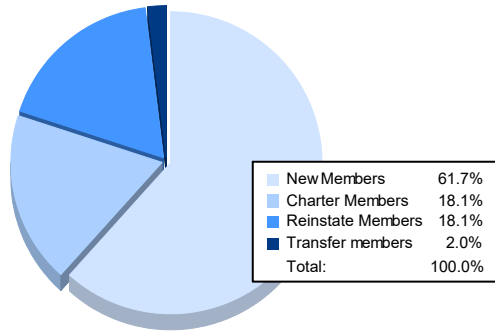


| Year | New Clubs | Dropped Clubs | Gain/ Loss Clubs | New Members | Charter Members | Reinstate Members | Transfer Members | Total Member Added | Total Members Dropped | Gain/ Loss Members |
|----------------|-----------|---------------|------------------|-------------|-----------------|-------------------|------------------|--------------------|-----------------------|--------------------|
| 2017-2018 | 0 | 2 | -2 | 99 | 1 | 1 | 4 | 105 | 204 | -99 |
| 2018-2019 | 0 | 0 | 0 | 84 | 0 | 8 | 5 | 97 | 104 | -7 |
| 2019-2020 | 0 | 0 | 0 | 81 | 2 | 3 | 9 | 95 | 151 | -56 |
| 2020-2021 | 0 | 1 | -1 | 47 | 0 | 5 | 1 | 53 | 142 | -89 |
| 2021-2022 | 1 | 3 | -2 | 92 | 27 | 27 | 3 | 149 | 201 | -52 |
| Average | 0 | 1 | -1 | 81 | 6 | 9 | 4 | 100 | 160 | -61 |



Membership Composition June 2022 Cumulative



Gender Composition June 2022 Cumulative

